

# AIR-TECH

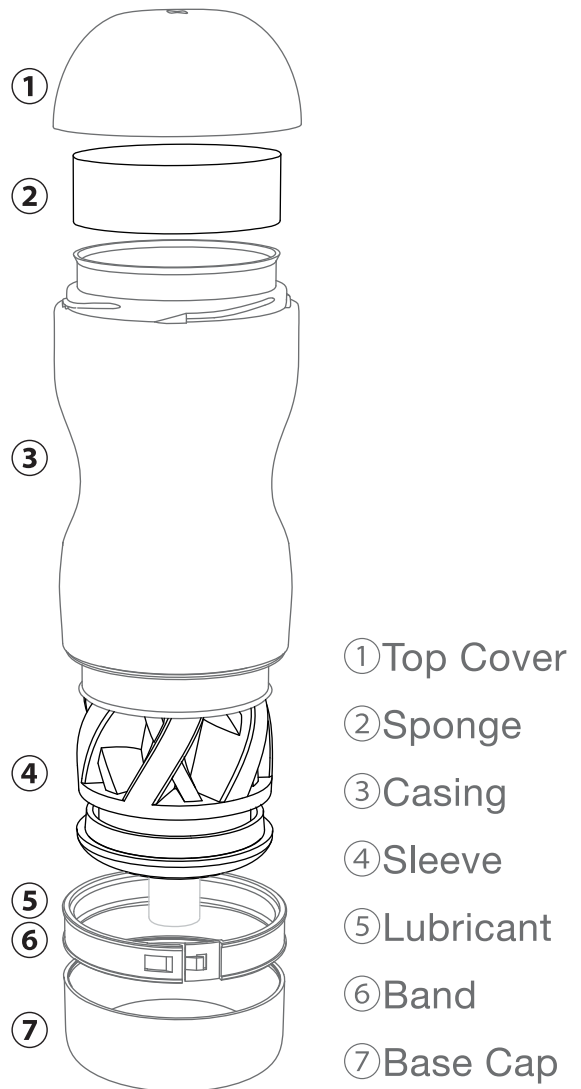
VACUUM CONTROLLER COMPATIBLE

## USER MANUAL

For safe use,  
please always follow instructions.



### - Included Parts -



## How to Use

Купить Tenga Air-Tech VC Regular

<https://kazanova.ua/12862-masturbator-tenga-air-tech-vc-regular/>

Купить Tenga Air-Tech VC Ultra

<https://kazanova.ua/12863-masturbator-tenga-air-tech-vc-ultra-size-bolshoy-razmer/>

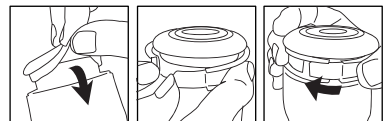
### Sponge ( This prevents leakage from Air Hole. )

1. Twist to remove Top Cover
2. Wash Sponge thoroughly with water
3. Place Sponge inside Top Cover



### Applying the Band

1. Set Sleeve with lip covering rim
2. Place Band over the exposed Sleeve
3. Close Band



### Removing the Band

1. Place finger on Tab
2. Pull outwards to remove Band



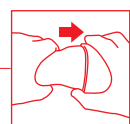
### How to Wash

1. Wash with water to remove remaining lube or bodily fluid
2. Wash Sleeve while inverting
3. Dry with clean towel



### When using Vacuum Controller (Sold Separately)

- This product is Vacuum Controller Compatible
- ALWAYS Read Vacuum Controller User Manual before use
- When using the AIR-TECH VC with the Vacuum Controller, please ensure the Top Cover of the AIR-TECH VC is screwed on tightly, and use the appropriate Vacuum Controller Adapter as stated in its User Manual.
- ※ To ensure vacuum intensity, the Adapter connection is designed to be tight.
- Stop twisting the Top Cover on when you feel it click in place.
- Twisting the Top Cover further will cause it to come off, breaking the seal necessary for vacuum suction.
- **After use, remove the Vacuum Controller by holding the Adapter and pulling straight up without twisting the device.**
- If you twist the Vacuum Controller while removing it from the AIR-TECH VC, the Top Cover may become lodged inside the Vacuum Controller Adapter.
- REMEMBER to use the Release Button on the Vacuum Controller as the suction can quickly become very strong
- If you feel pain during use press Release Button on Vacuum Controller immediately
- Do not use product upside-down while attached to Vacuum Controller
- Recommended use of lubricant each use is 20-25ml. Additional lubricant or adding more during use may cause lubricant to enter Vacuum Controller and may cause loss of suction or product damage.



### Usage Warning

- After use, always wash soon with cold or tepid water to remove remaining lubricant or bodily fluid.
- Failure to wash soon after use may cause clogging of sponge, leading to loss of suction, air leakage and other product defects.
- If clogging of the sponge is troubling you please wash sponge with mild or neutral soap.
- After washing, please dry with a soft towel.
- Do not wash with hot water, leave submerged for extended periods of time, or boil product.
- Always wash all parts after use, and ensure product is dry before storing.
- The enclosed lubricant is a one - time amount of TENGA HOLE LOTION REAL.
- We recommend the TENGA brand lubricants for further use.
- Silicone-based / oil-based lubricants / other oils such as massage oil or baby oil may cause damage to the product material.
- Product life can be extended with proper care and maintenance.
- Product life may be at end if: Sponge is clogged / Sleeve is stretched / Other wear & tear from normal use.
- The TENGA Vacuum Controller (sold separately) is not waterproof so do not wash with water.