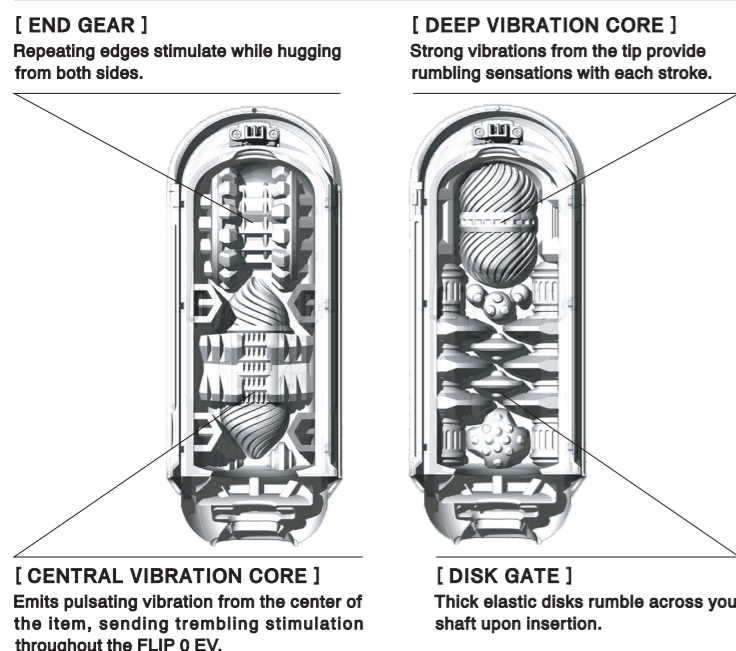


FLIP ZERO

ELECTRONIC VIBRATION

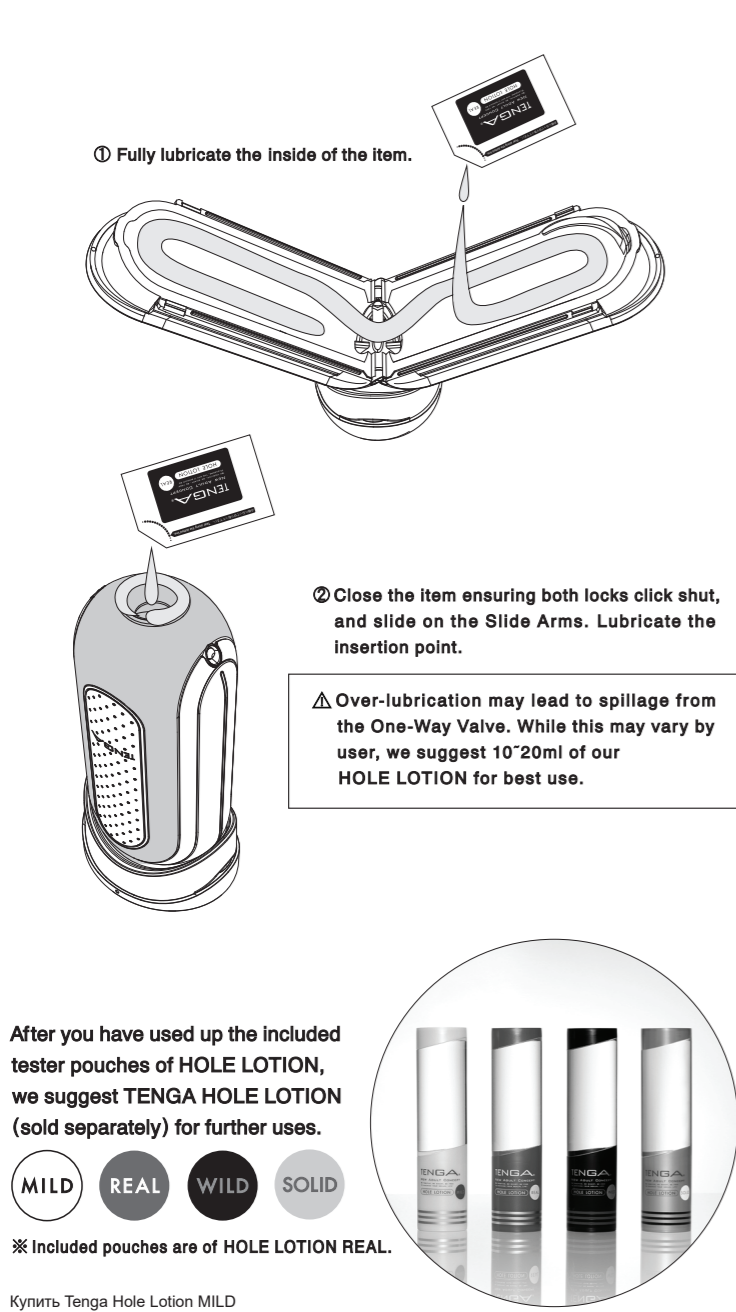
English

FLIP ZERO INTERNAL STRUCTURE

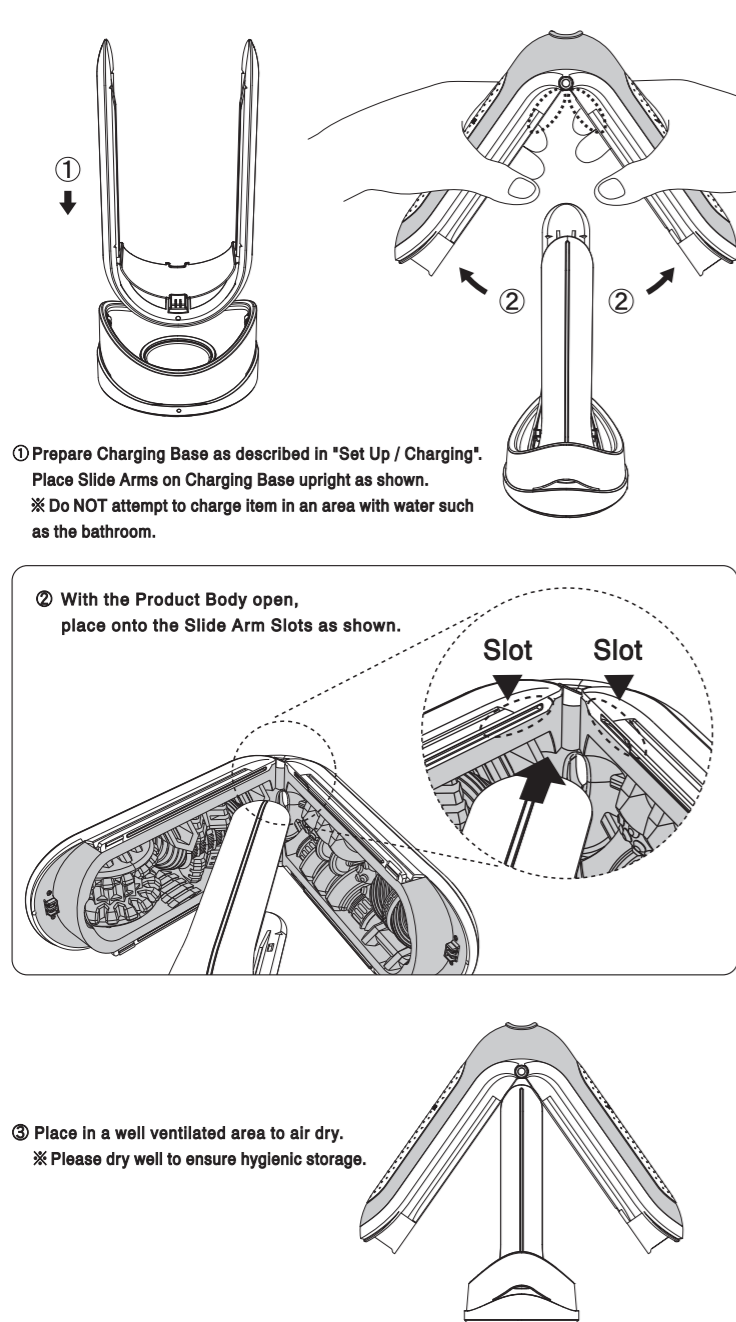


Купить Tenga Flip Zero Electronic Vibration White
<https://kazanova.ua/15244-masturbator-tenga-flip-zero-electronic-vibration-white/>

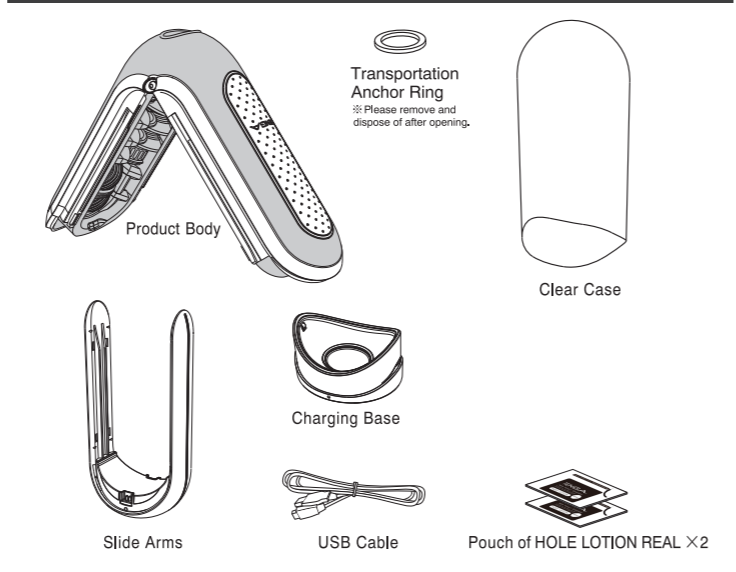
BEFORE USE



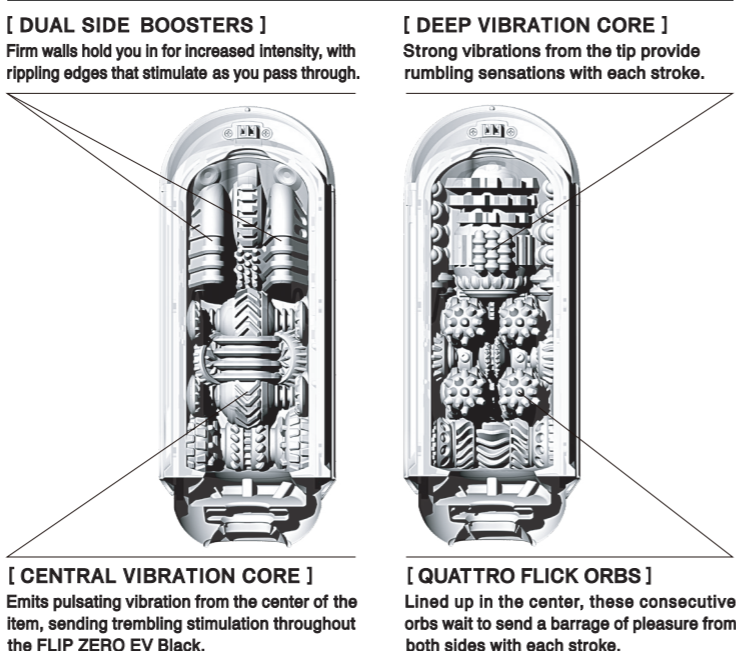
CHARGING THE ITEM WHILE DRYING



INCLUDED PARTS

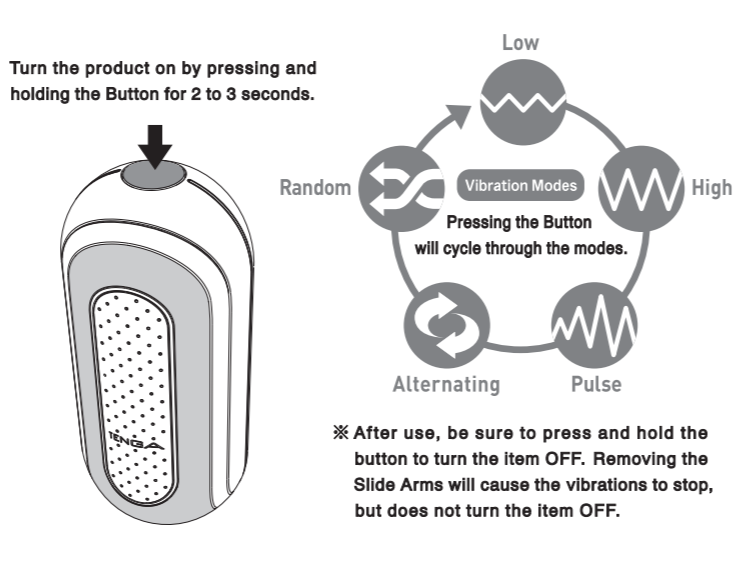


FLIP ZERO BLACK INTERNAL STRUCTURE

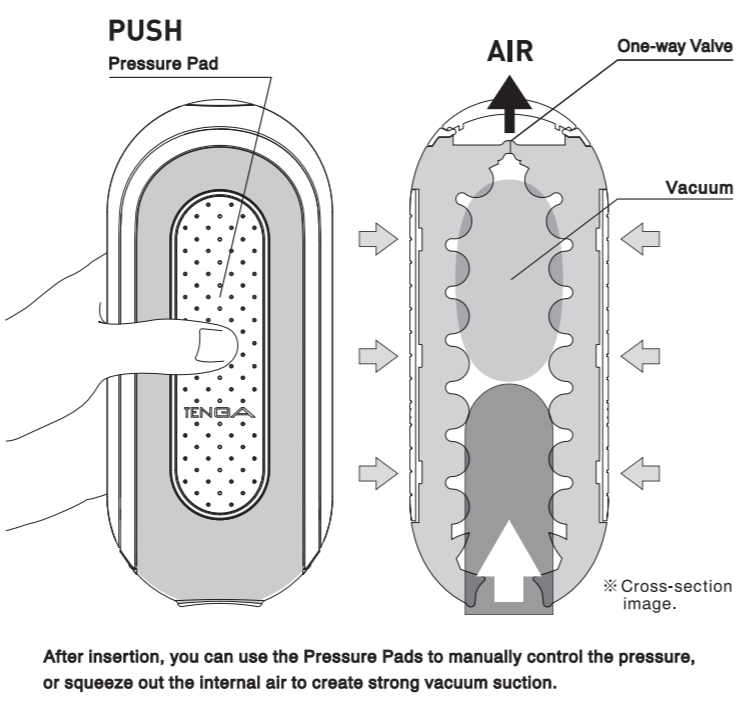


Купить Tenga Flip Zero Electronic Vibration Black
<https://kazanova.ua/15244-masturbator-tenga-flip-zero-electronic-vibration-black/>

HOW TO CHANGE MODES



HOW TO USE THE PRESSURE PADS



TROUBLESHOOTING

- The product won't turn on.
 - Press and hold Button for 2'3 seconds.
 - Ensure the item is fully charged.
 - During charging, ensure all terminals are properly plugged in.
- The product won't stay on / the vibration is weak.
 - Ensure the item is fully charged.
 - Deplete the battery completely once, then fully charge.
 - There are cases where doing so several times will fix the problem.
 - If a long time has passed since purchase, the product life of the battery may have ceased.
- The product won't charge / Charging Lamp won't turn on.
 - Ensure all terminals are properly plugged in.
 - Ensure USB cable is connected the right way up on the Charging Base.
 - Ensure product isn't already fully charged.
- If the product isn't fully charged after 90 minutes, there may be a problem with the charging connection. Ensure Slide Arms are facing straight up and connectors of Charging Base and Slide Arms are touching on both sides.

USAGE WARNING

○ Keep away from direct sunlight, and areas that get hot and humid. These can lead to product malfunction, overheating of product, or fire hazards.

○ Silicone-based / oil-based lubricants / other oils such as massage oil or baby oil may cause damage to the product material.

○ Do not store in humid areas such as bathrooms. Do not store before fully drying.

○ Ensure product is fully cleaned, leaving no fluids on the item before storing.

○ Do not use alcoholic or acidic/alkaline cleaners. Do not wash with hot water. Doing either could lead to product discoloration or deformation.

○ Do not drop or expose to strong forces. This may lead to product malfunction, electric shock or electrical damage.

○ Charge only with peripherals included. Do not charge other products with included peripherals.

○ To avoid fire hazards, do not use near fire or open flames.

○ If you feel unwell or any discomfort during use, stop use immediately and contact a medical professional.

○ When removing USB cables, always hold USB cables at the ports and terminals. Damaged USB cables can be cause for electrical or fire hazards.

○ When removing AC adapters, always pull while holding the adapter itself. Do not pull by the cable. Damaged USB cables can be cause for electrical or fire hazards.

○ Do not use item during charging process.

○ This product is designed to be reusable, but if you notice any damage please cease use immediately and turn the item OFF. Damaged items may cause accidents or injuries.

○ Always disconnect cables during cleaning. Ensure your hands are dry before removing cables. Not doing so may lead to electrical hazards.

○ Disconnect cables at all times when not charging the item. Build-up of dust or dirt on connections may lead to fire or electrical hazards.

○ Keep out of reach of children.

○ TENGA Co., Ltd. and its subsidiaries cannot be held liable if any parts of the item are ingested.

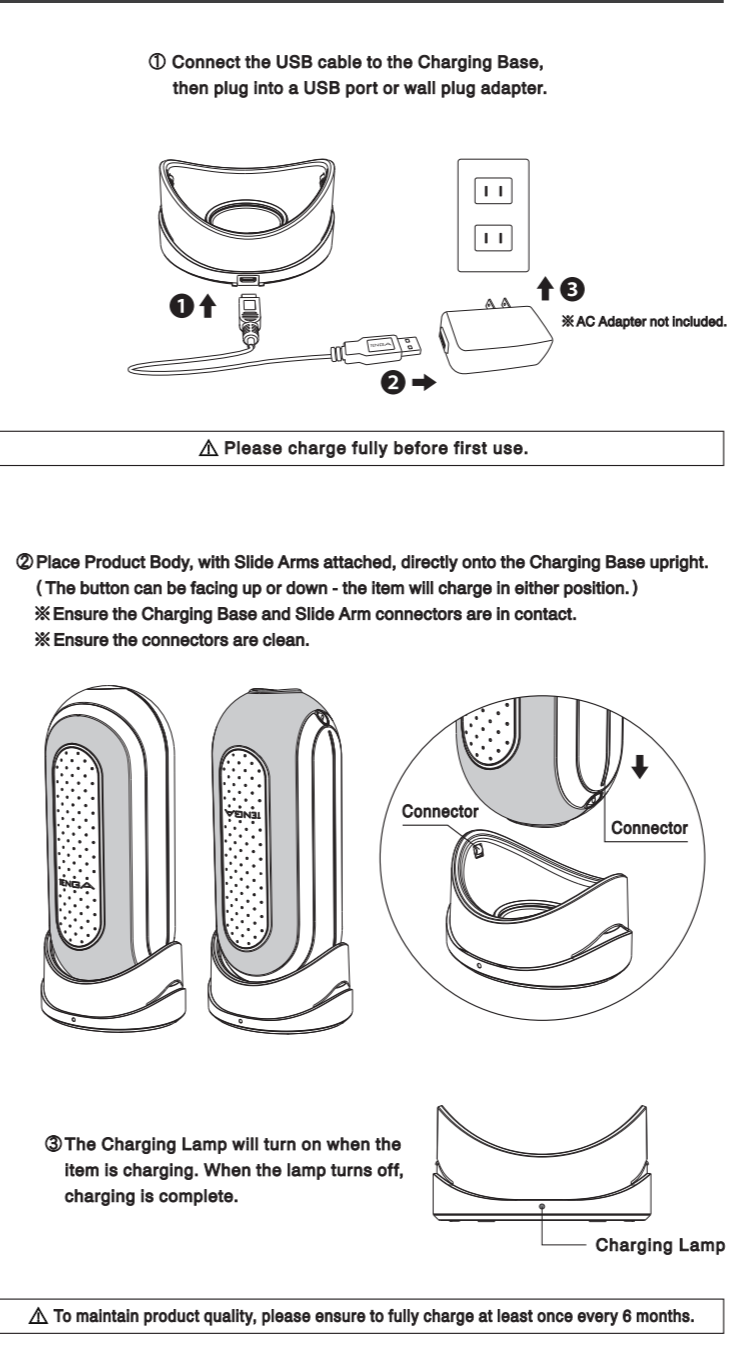
○ Do NOT share this item with others.

○ This product is a novelty item. TENGA Co., Ltd. cannot be held liable for any use other than its intended use. Please use at own risk.

Disposal of Product

This product includes a Lithium Ion Battery. Please consult your local authorities regarding disposal of items that house Lithium Ion Batteries.

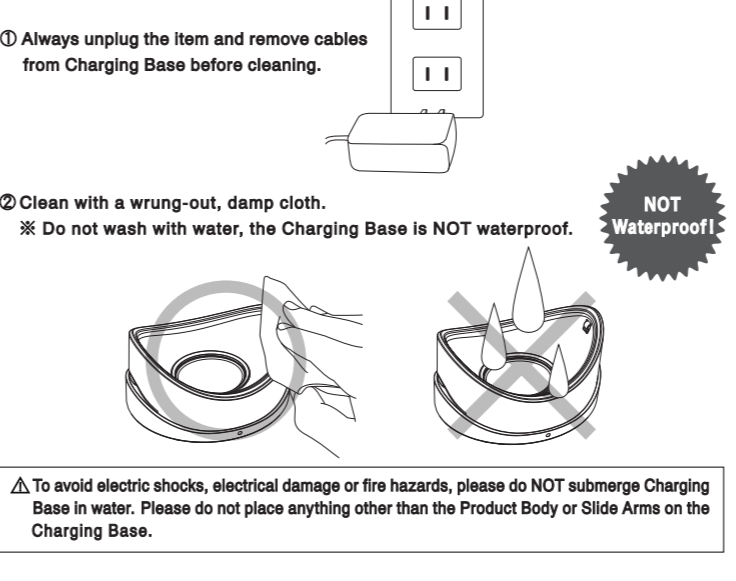
SET UP / CHARGING



HOW TO CLEAN THE PRODUCT / SLIDE ARMS



HOW TO CLEAN THE CHARGING BASE



WARNING

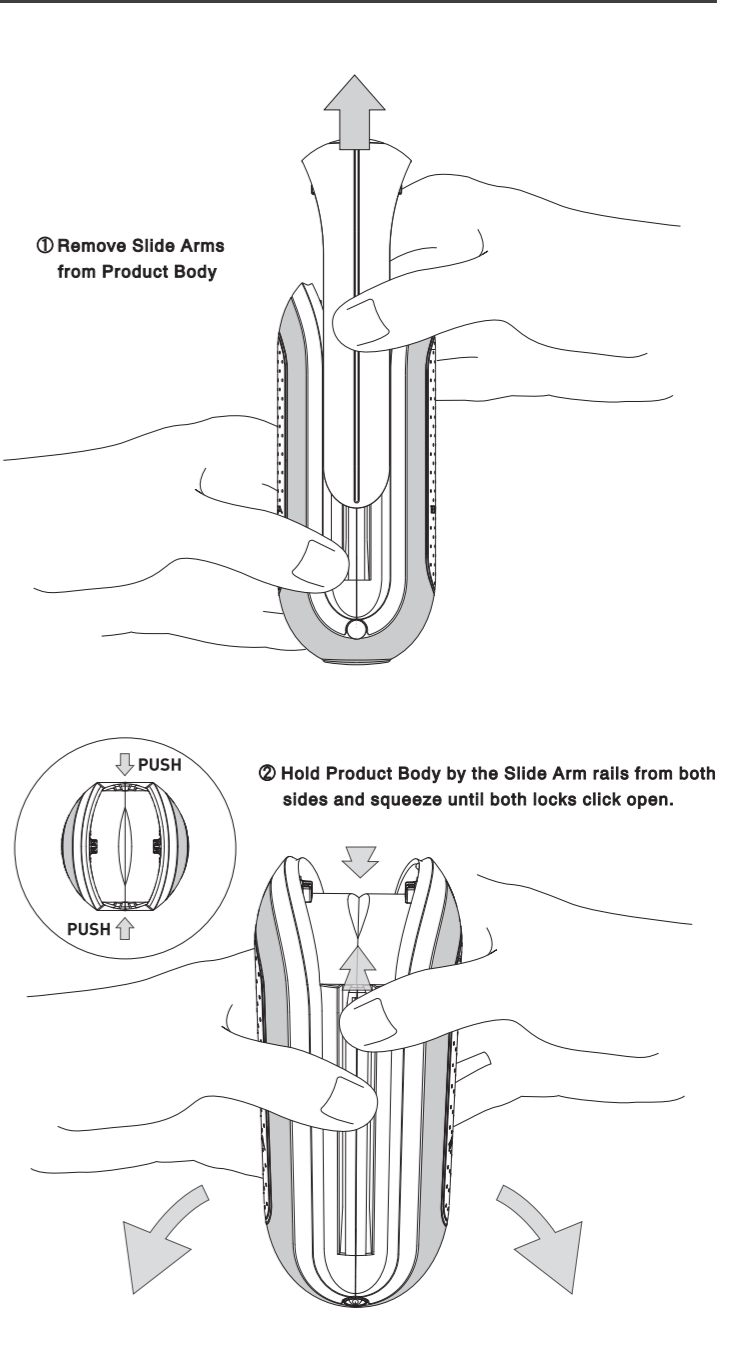
- If you are wearing a pacemaker, or any other medical device, please consult a doctor before use.
- The Product Body, Slide Arms and Charging Base all house powerful magnets. Do not expose items that can be affected by magnetic fields, such as smartphones, watches, IC cards or music players to these magnets, as it could damage your items.
- Ensure all connectors, plugs and sockets are clean. Built-up dust or dirt can cause electrical and/or fire hazards.
- Do not attempt to dismantle or modify the product. This may lead to dangers such as fire and electrical hazards, among other possible physical injuries.
- Do not charge while the product is ON. This may lead to product malfunctions or fire hazards.
- Do not place any metallic items on the Charging Base. This may lead to electrical hazards such as electric shocks, or fire hazards.
- Do not use USB cables if they are damaged. This may lead to electrical and fire hazards.
- Do not attempt to bend USB cables or excessively pull on them. Do not wrap USB cables around the Charging Base. Do not store these items under heavy objects or near heating appliances. This may lead to electrical or fire hazards.
- To avoid electric shocks, electrical damage or fire hazards, please do NOT submerge Charging Base in water. Clean with a wrung-out, damp cloth. Do not wash with water, the Charging Base is NOT waterproof.

PRODUCT WARRANTY

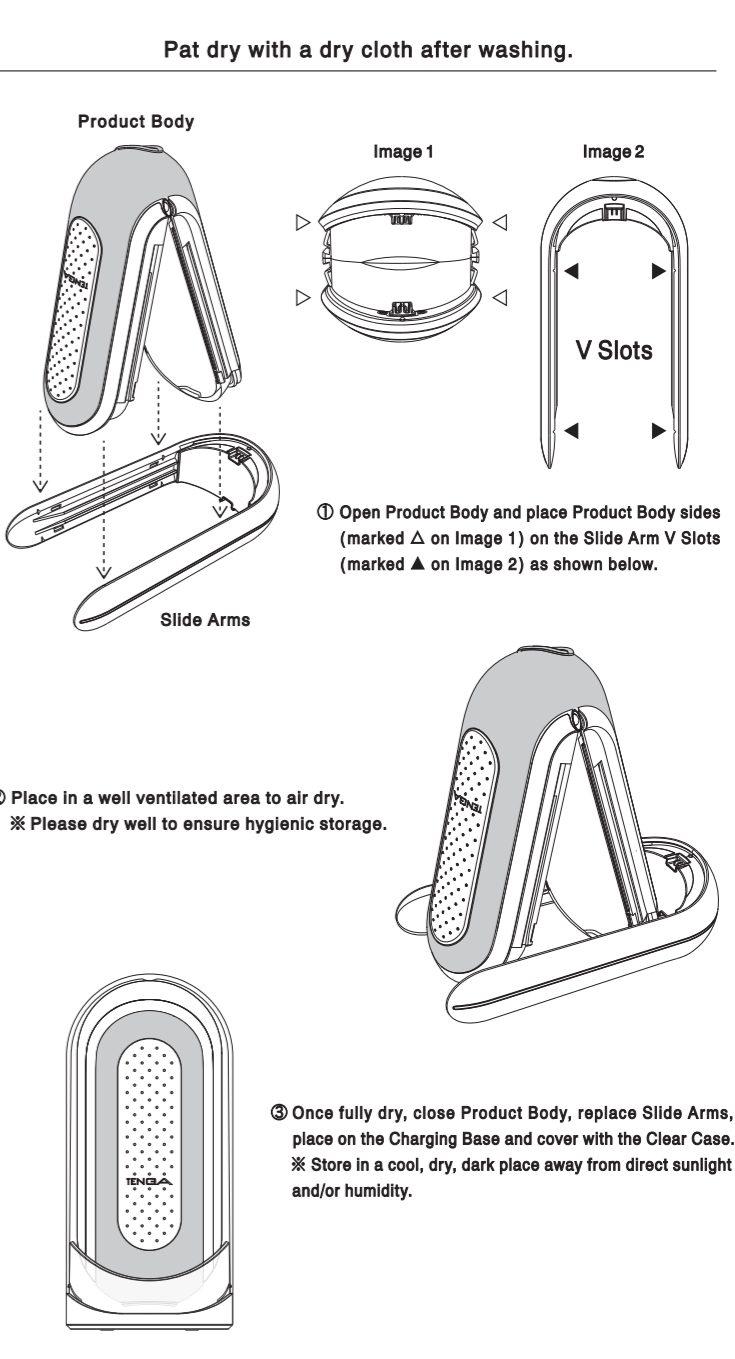
This product is covered by a One Year Warranty from the date of purchase. Please note the warranty will not cover the following circumstances.

- If you are unable to provide a valid proof of purchase.
- If the product damage is due to your use or breaking of the item.
- If you attempted to dismantle or modify the item, or attempted to have it fixed by unauthorized parties.
- If the damage was caused by dropping or other accidental damages after purchase.
- If the item was damaged in cases such as house fires or natural disasters.
- If the item is damaged from normal wear-and-tear of product during fair use. (This includes discoloration of elastomer sleeve.)

HOW TO OPEN



HOW TO DRY & STORE



SPECIFICATIONS

Running Time	Approx. 40min
Charging Time	Approx. 90min (at 3.7V 620mA)
Size	70×80×180mm / (D)×(W)×(H)
Weight	Approx. 530g
Materials	Product Body: Elastomer, PP, Silicone, ABS, Li-ion Battery. Charging Base: Silicone, ABS Clear Case: PC
Country of manufacture	Japan
USB Cable	
USB Cable Length	120cm
Country of manufacture	China

※ AC Adapter not included.
 ※ Please use a 5V 1A adapter.
 ※ Ensure your computer or AC adapter is compatible with this product before attempting to charge.

www.tenga-global.com

Manufactured by TENGA Co., Ltd.
 Registered Design / Registered Patent
MADE IN JAPAN